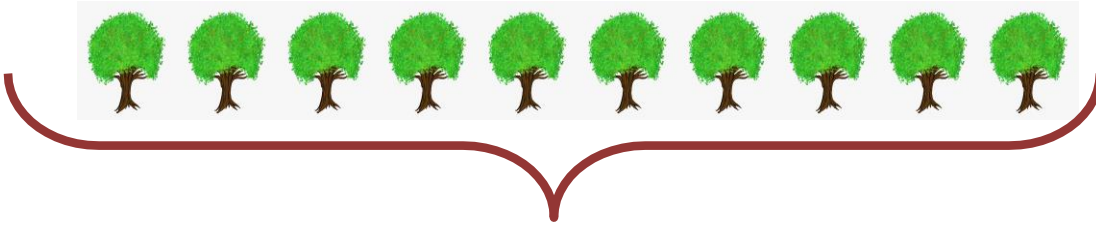


# ONLUK BİRLİK

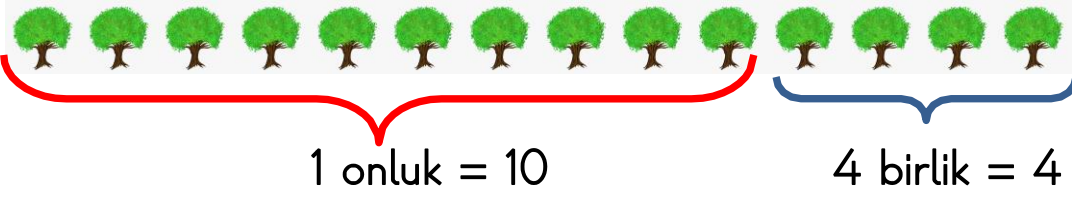
- 10 tane birliğin meydana getirdiği topluluğa **onluk** denir.
- Onluk oluşabilmesi için şartımız 10 tane birlik



→ birlik



10 tane → 1 onluk



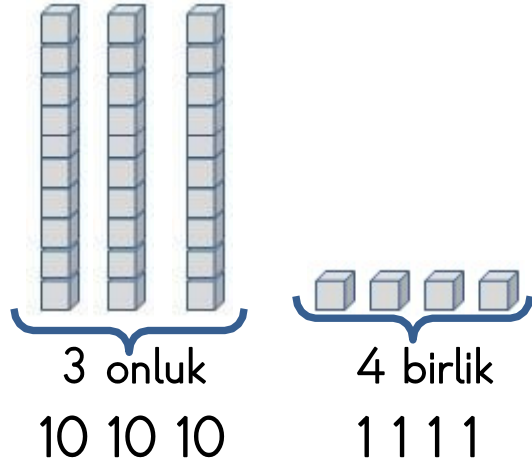
1 onluk 4 birlik → 14



→ onluk




→ birlik




34

# ONLUK BİRLİK

Aşağıdaki nesnelere sayalım, kaç nesne olduğunu, kaç onluk ve birlikten oluştuğunu yazalım.




1 onluk      4 birlik  
↓      ↓  
14




.....onluk      .....birlik  
↓      ↓  
....




.....onluk      .....birlik  
↓      ↓  
....




.....onluk      .....birlik  
↓      ↓  
....



.....onluk      .....birlik  
↓      ↓  
....



.....onluk      .....birlik



.....onluk      .....birlik

## ONLUK BİRLİK

0, 1, 2, 3, 4, 5, 6, 7, 8, 9 **10** tane rakam vardır.

10, 11, 12, ....., 99 sayıları iki rakamla yazılan sayılardır.

$$35 = 3 \text{ onluk} + 5 \text{ birlik}$$

$$6 \text{ onluk} + 5 \text{ birlik} = \dots\dots$$

$$26 = \dots \text{ onluk} + \dots \text{ birlik}$$

$$1 \text{ onluk} + 9 \text{ birlik} = \dots\dots$$

$$42 = \dots \text{ onluk} + \dots \text{ Birlik}$$

$$2 \text{ onluk} + 4 \text{ birlik} = \dots\dots$$

$$17 = \dots \text{ onluk} + \dots \text{ Birlik}$$

$$3 \text{ onluk} + 2 \text{ birlik} = \dots\dots$$

$$50 = \dots \text{ onluk} + \dots \text{ birlik}$$

$$5 \text{ onluk} + 7 \text{ birlik} = \dots\dots$$

$$63 = \dots \text{ onluk} + \dots \text{ birlik}$$

$$4 \text{ onluk} + 8 \text{ birlik} = \dots\dots$$

$$39 = \dots \text{ onluk} + \dots \text{ birlik}$$

$$7 \text{ onluk} + 0 \text{ birlik} = \dots\dots$$

$$71 = \dots \text{ onluk} + \dots \text{ birlik}$$

$$1 \text{ onluk} + 0 \text{ birlik} = \dots\dots$$

$$84 = \dots \text{ onluk} + \dots \text{ birlik}$$

$$2 \text{ onluk} + 9 \text{ birlik} = \dots\dots$$

$$18 = \dots \text{ onluk} + \dots \text{ birlik}$$

$$3 \text{ onluk} + 6 \text{ birlik} = \dots\dots$$

$$66 = \dots \text{ onluk} + \dots \text{ birlik}$$

$$8 \text{ onluk} + 5 \text{ birlik} = \dots\dots$$

$$32 = \dots \text{ onluk} + \dots \text{ birlik}$$

$$7 \text{ onluk} + 2 \text{ birlik} = \dots\dots$$

$$7 = \dots \text{ onluk} + \dots \text{ birlik}$$

$$1 \text{ onluk} + 4 \text{ birlik} = \dots\dots$$

$$63 = \dots \text{ onluk} + \dots \text{ birlik}$$

$$2 \text{ onluk} + 6 \text{ birlik} = \dots\dots$$

$$21 = \dots \text{ onluk} + \dots \text{ birlik}$$

$$3 \text{ onluk} + 7 \text{ birlik} = \dots\dots$$

$$19 = \dots \text{ onluk} + \dots \text{ birlik}$$

$$9 \text{ birlik} + 5 \text{ birlik} = \dots\dots$$

$$48 = \dots \text{ onluk} + \dots \text{ birlik}$$

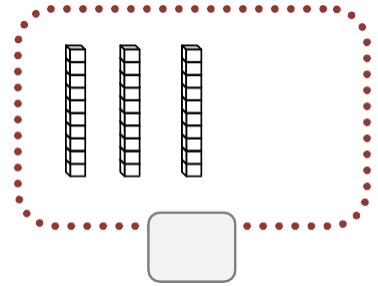
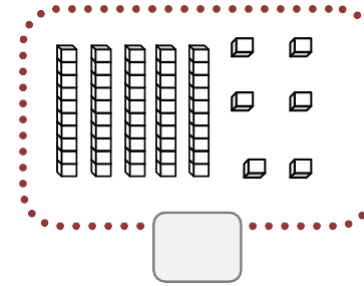
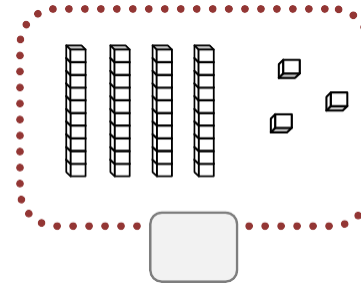
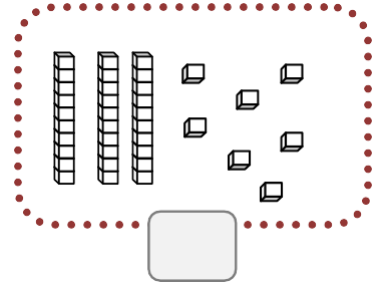
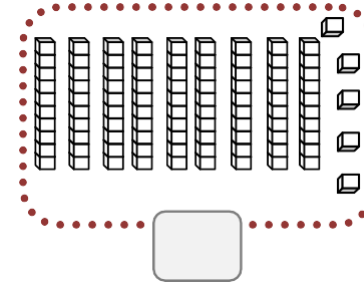
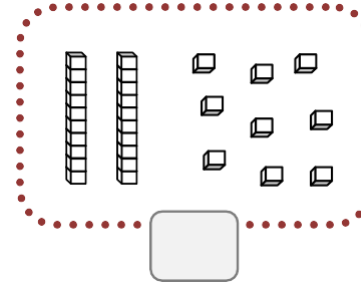
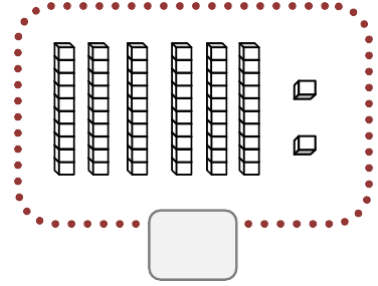
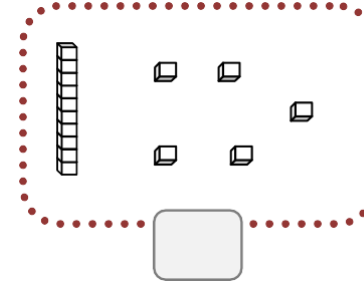
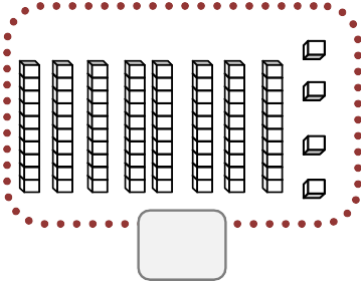
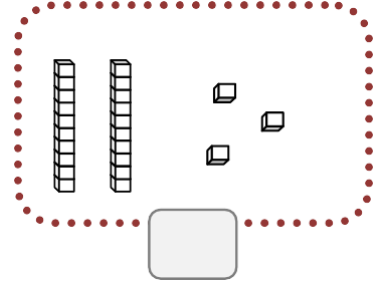
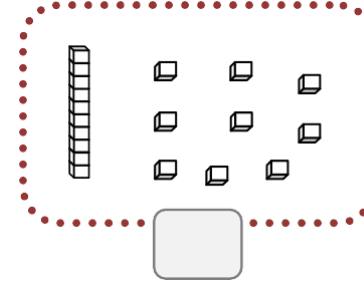
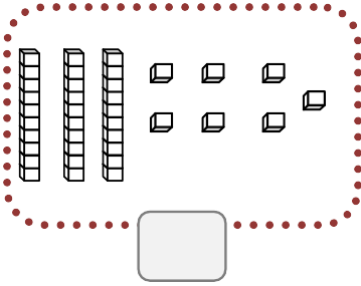
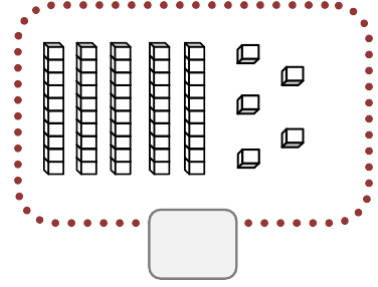
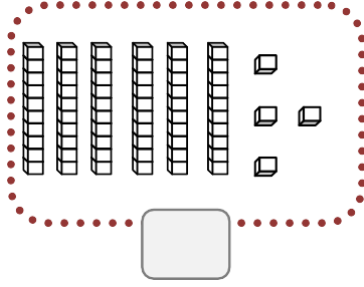
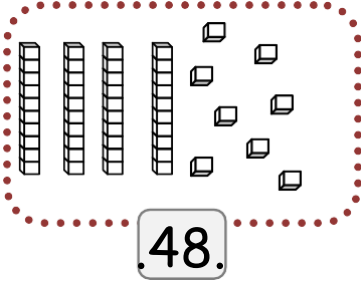
$$8 \text{ birlik} + 0 \text{ birlik} = \dots\dots$$

$$55 = \dots \text{ onluk} + \dots \text{ birlik}$$

$$6 \text{ onluk} + 6 \text{ birlik} = \dots\dots$$




Aşağıdaki onluk ve birlik blokların hangi sayıları oluşturduklarını altlarına yazın.





# ONLUK BİRLİK KAVRAMI

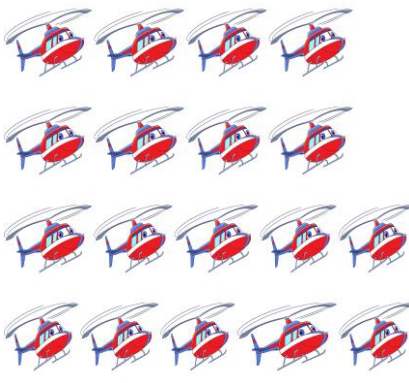
Aşağıdaki kutucukların içindeki varlıkları sayınız, onluk birliklerini yazınız.


|   |        |
|---|--------|
|  |        |
| Onluk   | Birlik |
| ...   | ...    |
| ...   |        |

|   |        |
|---|--------|
|  |        |
| Onluk   | Birlik |
| ...   | ...    |
| ...   |        |

|   |        |
|---|--------|
|  |        |
| Onluk   | Birlik |
| ...   | ...    |
| ...   |        |


|  |        |
|--|--------|
|  |        |
| Onluk  | Birlik |
| ...  | ...    |
| ...  |        |

|  |        |
|--|--------|
|  |        |
| Onluk  | Birlik |
| ...  | ...    |
| ...  |        |

|  |        |
|--|--------|
|  |        |
| Onluk  | Birlik |
| ...  | ...    |
| ...  |        |

|   |        |
|---|--------|
|  |        |
| Onluk   | Birlik |
| ...   | ...    |
| ...   |        |

|   |        |
|---|--------|
|  |        |
| Onluk   | Birlik |
| ...   | ...    |
| ...   |        |

|   |        |
|---|--------|
|  |        |
| Onluk   | Birlik |
| ...   | ...    |
| ...   |        |



Çocuklar, aşağıda onluk ve birlikleri belirtilen sayıları yazalım.



|         |          |         |          |         |          |         |          |
|---------|----------|---------|----------|---------|----------|---------|----------|
| 4 onluk | 3 birlik | 1 onluk | 7 birlik | 3 onluk | 9 birlik | 8 onluk | 5 birlik |
| 40      | 3        |         |          |         |          |         |          |
| kırk    | üç       |         |          |         |          |         |          |
| 43      |          |         |          |         |          |         |          |



|         |          |         |          |         |          |         |          |
|---------|----------|---------|----------|---------|----------|---------|----------|
| 2 onluk | 4 birlik | 5 onluk | 1 birlik | 6 onluk | 0 birlik | 4 onluk | 6 birlik |
|         |          |         |          |         |          |         |          |
|         |          |         |          |         |          |         |          |
|         |          |         |          |         |          |         |          |



Çocuklar, aşağıda onluk ve birlikleri belirtilen sayıları yazalım.

|         |          |
|---------|----------|
|         |          |
| 5 onluk | 2 birlik |
| 52      |          |

|            |             |
|------------|-------------|
|            |             |
| .....onluk | .....birlik |
| .....      |             |

|            |             |
|------------|-------------|
|            |             |
| .....onluk | .....birlik |
| .....      |             |

|            |             |
|------------|-------------|
|            |             |
| .....onluk | .....birlik |
|            |             |

|       |              |
|-------|--------------|
|       |              |
| onluk | ..... birlik |
|       |              |

|       |  |
|-------|--|
|       |  |
| onluk |  |
|       |  |



Çocuklar, aşağıda onluk ve birlikleri belirtilen sayıları yazalım.

|                 | onluklar | birlikler |
|-----------------|----------|-----------|
|                 |          |           |
| Sayı            | .....    |           |
| Sayının okunuşu | .....    |           |

|                 | onluklar | birlikler |
|-----------------|----------|-----------|
|                 |          |           |
| Sayı            | .....    |           |
| Sayının okunuşu | .....    |           |

|                 | onluklar | birlikler |
|-----------------|----------|-----------|
|                 |          |           |
| Sayı            | .....    |           |
| Sayının okunuşu | .....    |           |

|                 | onluklar | birlikler |
|-----------------|----------|-----------|
|                 |          |           |
| Sayı            | .....    |           |
| Sayının okunuşu | .....    |           |

|                 | onluklar | birlikler |
|-----------------|----------|-----------|
|                 |          |           |
| Sayı            | .....    |           |
| Sayının okunuşu | .....    |           |

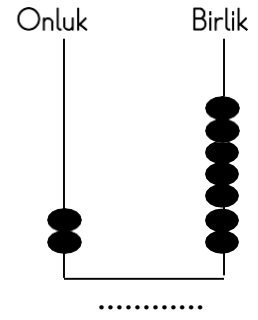
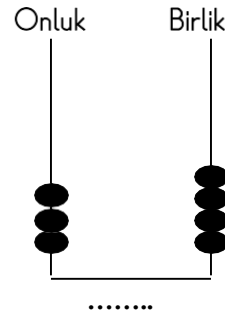
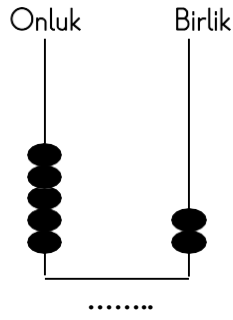
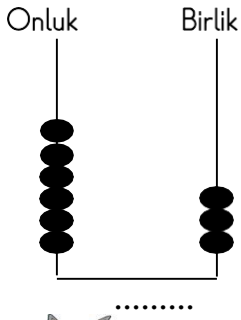
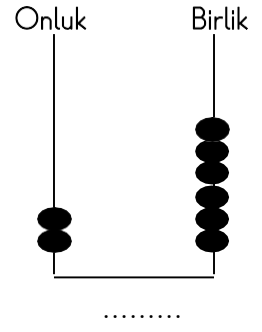
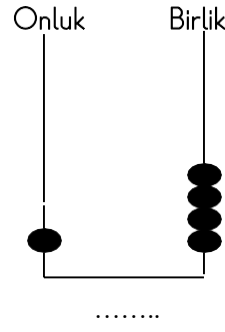
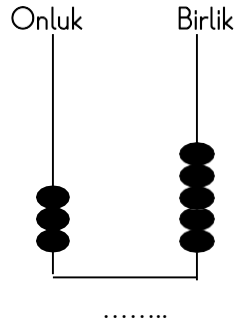
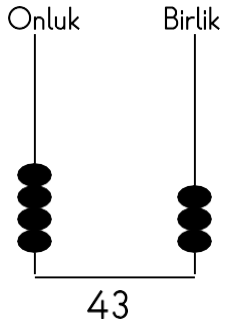
|                 | onluklar | birlikler |
|-----------------|----------|-----------|
|                 |          |           |
| Sayı            | .....    |           |
| Sayının okunuşu | .....    |           |

|                 | onluklar | birlikler |
|-----------------|----------|-----------|
|                 |          |           |
| Sayı            | .....    |           |
| Sayının okunuşu | .....    |           |






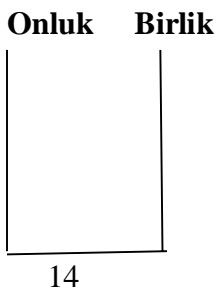




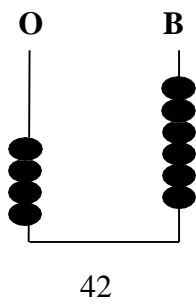
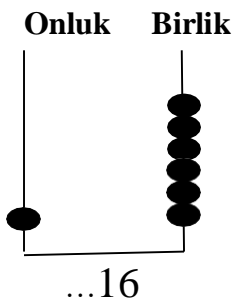




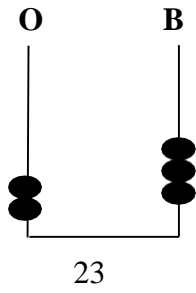
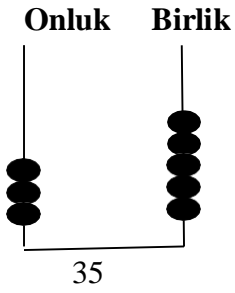
|                 | onluklar | birlikler |
|-----------------|----------|-----------|
|                 |          |           |
| Sayı            | .....    |           |
| Sayının okunuşu | .....    |           |



Abaküste gösterilen sayıları rakamla yazınız.



Verilen doğal sayıları abaküste gösteriniz.

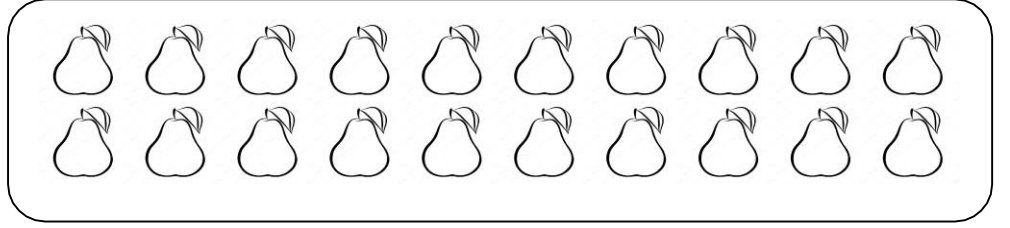




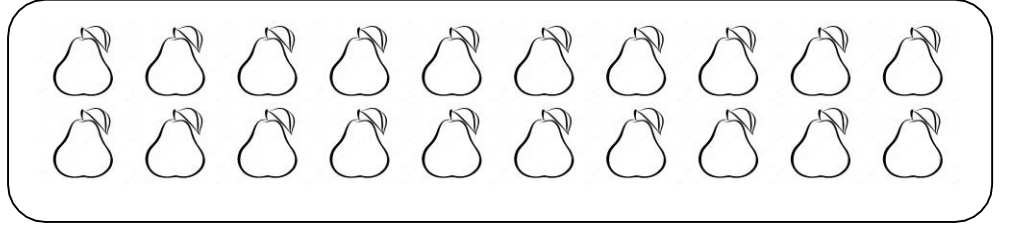


Onluk ve birlikleri verilen sayıları okuyalım. Şekilleri örnekteki gibi sayı kadar boyyalım.

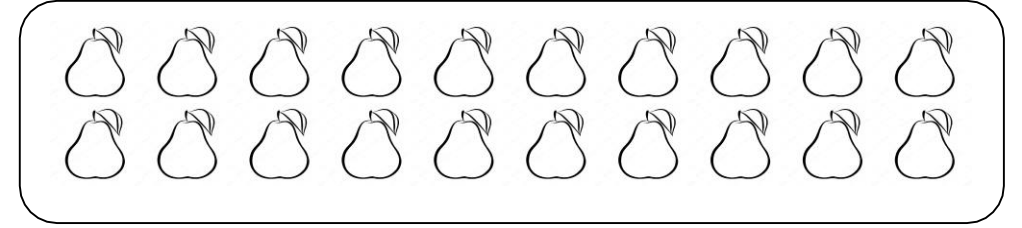
14 → 1 onluk 4 birlik



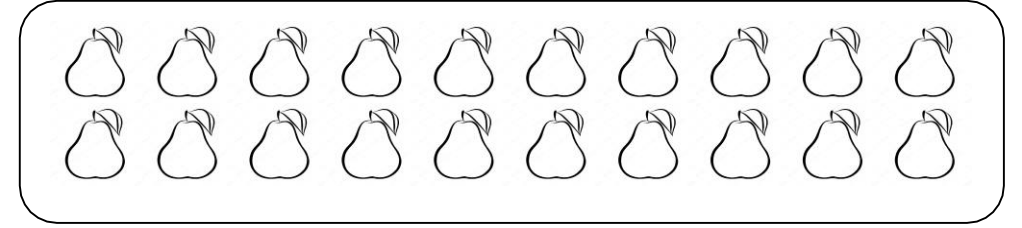
18 → 1 onluk 8 birlik



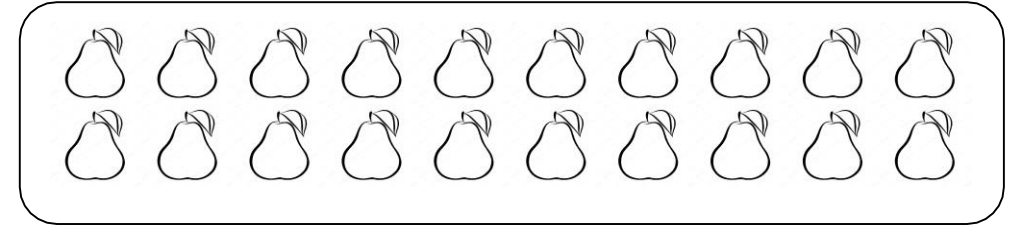
15 → 1 onluk 5 birlik



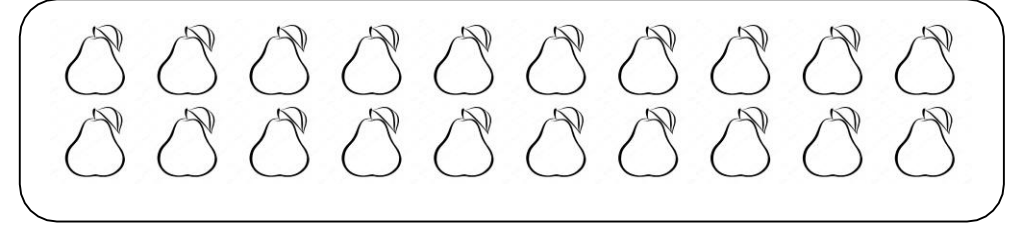
12 → 1 onluk 2 birlik



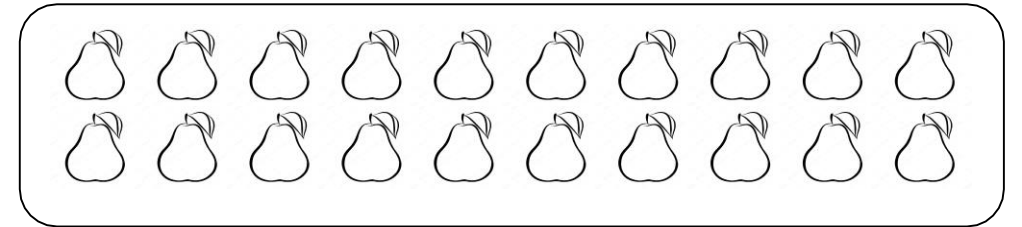
17 → 1 onluk 7 birlik



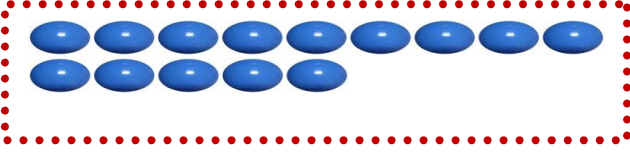
13 → 1 onluk 3 birlik




10 → 1 onluk




Verilen bilyeleri sayınız. Onluk ve birlik olarak gruplandırınız ve Boşlukları yazınız .




....1..onluk .....4....birlik




.....onluk .....birlik



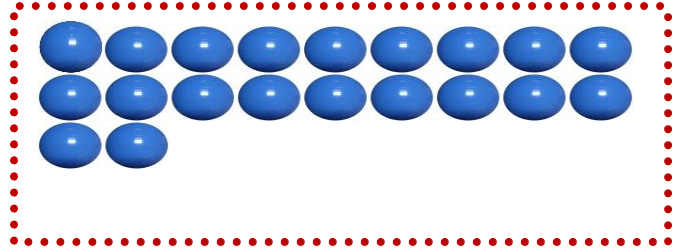
.....onluk .....birlik




.....onluk .....birlik



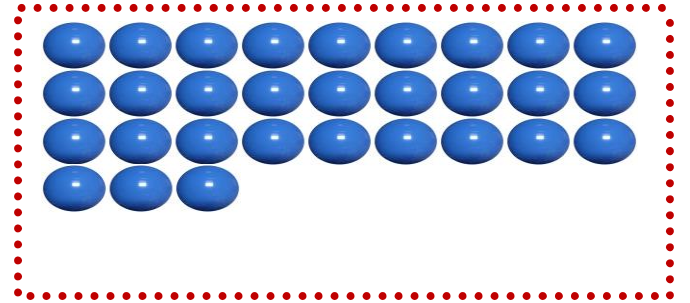
.....onluk .....birlik




.....onluk .....birlik




.....onluk .....birlik



.....onluk .....birlik



.....onluk .....birlik



.....onluk .....birlik

## Onluk Birlik Konu Değerlendirme Testi

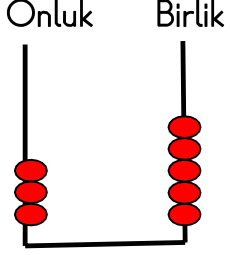
1. 1 onluk ve 8 birlikten oluşan sayı aşağıdakilerden hangisidir?

A. 81

B. 18

C. 9

2. Aşağıdaki abaküste belirtilen sayı hangisidir? İşaretleyiniz.




A. 35

B. 43

C. 25

3.



Yanda verilen arabaları sayalım.  
Arabaların sayısını bulalım. Arabaların sayısını gösteren onluk ve birlik tablosunu işaretleyelim.

A.

| onluk | birlik |
|-------|--------|
| 2     | 2      |

B.

| onluk | birlik |
|-------|--------|
| 1     | 2      |

C.

| onluk | birlik |
|-------|--------|
| 2     | 0      |

4. 56 sayısının kaç tane onluğu vardır? İşaretleyiniz.

A. 6

B. 9

C. 5

5. '3 onluk ve 2 birlik' ten oluşan sayının okunuşu aşağıdakilerden hangisidir?

A. yirmi üç

B. üç iki




C. otuz iki

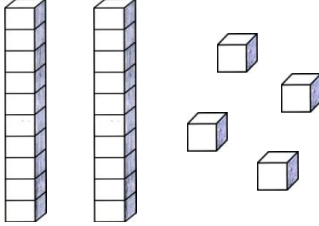
6. Aşağıdakilerden hangisi '1 onluk ve 4 birlik' ten oluşan sayıyı gösterir?

A.

B.

C.

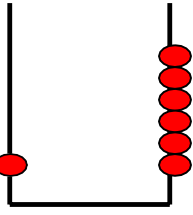


7.  Yan taraftaki bloklarla oluşturulan sayı için aşağıdakilerden hangisi söylenemez?

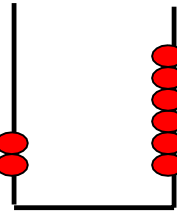
- A. 2 onluk ve 4 birlikten oluşmuştur.  
B. Okunuşu 'yirmi üç' tür.  
C. 2 birlik ve 4 onluktan oluşmuştur.

8. Aşağıda verilen abaküslerden hangisi 26 sayısını göstermektedir?

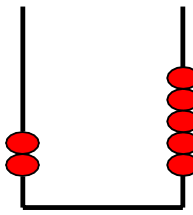
A.



B.



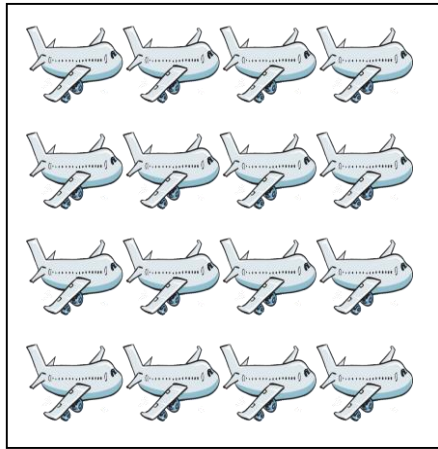
C.



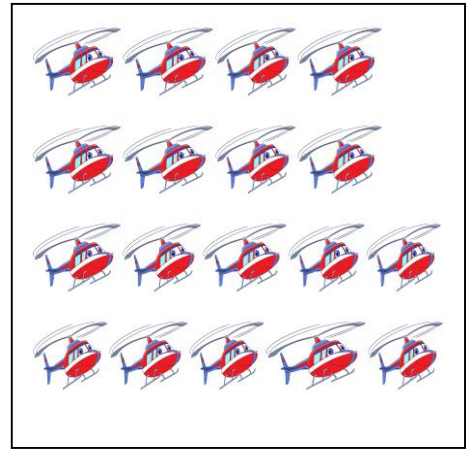
9. Aşağıda verilen taşıtları sayın ve onluk birlik şeklinde altlarına yazınız.



....onluk.....birlik



....onluk.....birlik



....onluk.....birlik

10. Aşağıdaki soruların cevaplarını karşılarına yazalım.

Onluk ve birliği aynı olan sayı yazar mısın?.....

7 birlik 3 onluk kaç eder? .....

28 sayısında kaç onluk vardır?.....

17 sayısına kaç eklersem 2 onluk eder?.....

8 rakamına kaç eklersem 1 onluk eder?.....